

SPECIFICATION FOR CERAMIC COB LED

Part No:LCOB25-07W030XXER60-0320

Description:

20*20mm COB LED

Dice Material: InGaN


Confirmed by Customer: _____

Approved by

Checked by

Prepared by

罗顺达



LCOB25-07W030XXER60

BA-Normal CRI Series COB LED



Introduction

Lightspot BA Normal CRI series LED Light engine is based on our main patent----- **MCOB** (**M**ulti-**C**hips **O**n **B**oard) . Lightspot LEDs combine tens or hundreds power LED chips with a rugged package capable of operating in excess of power . Lightspot LEDs maximumly decrease LED uncomfortable glare and also Zebra strips, at the same time increase LED light efficiency and reduce thermal resistance.

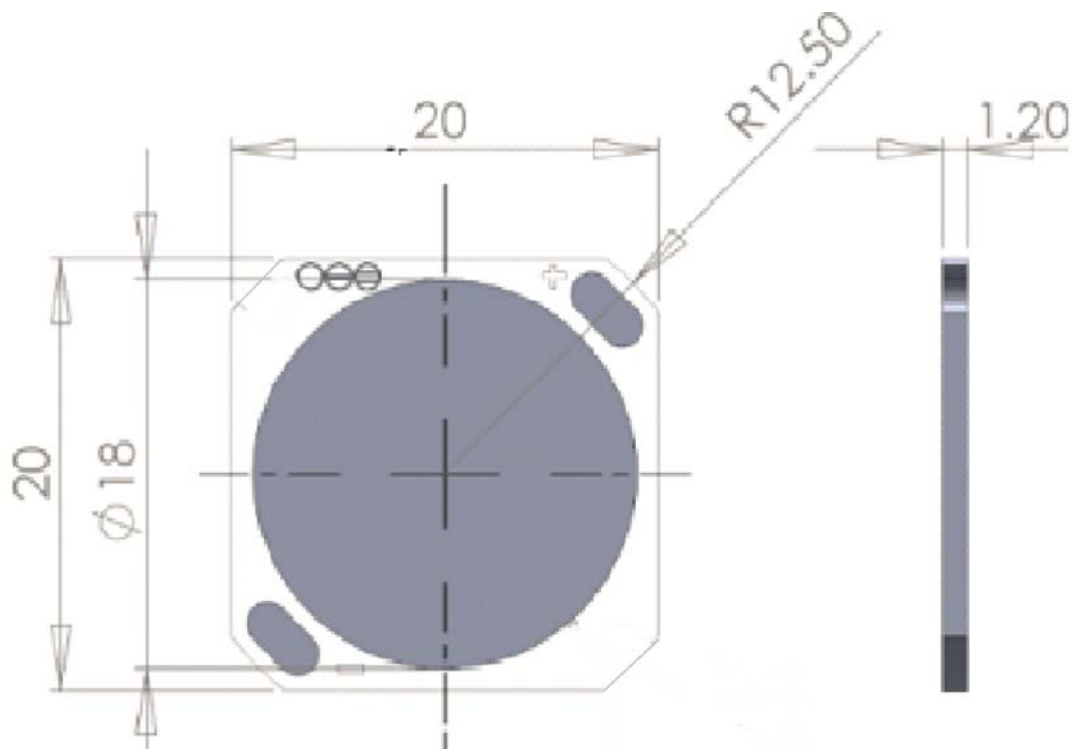
Features:

- ◇ Area light source, which can avoid glare
- ◇ More energy efficient than incandescent , halogen and some fluorescent lamps
- ◇ Industry's lowest thermal resistance
- ◇ Long operating life, lumen maintenance of greater than 70% after 50,000 hours
- ◇ Low forward voltage operated
- ◇ Instant light (less than 100ns)
- ◇ Lead Free product, RoHS compliant
- ◇ No UV

Application

- ◇ Automotive interior / exterior lighting
- ◇ Automotive signal lighting
- ◇ General Torch
- ◇ Architectural lighting
- ◇ LCD TV / Monitor Backlight
- ◇ Projector light source
- ◇ Traffic signals
- ◇ Task lighting
- ◇ Decorative / Pathway lighting
- ◇ Remote / Solar powered lighting
- ◇ Household appliances

Outline Dimensions:



LCOB25-07W030XXER60

Absolute Maximum Ratings at Ta=25°C:

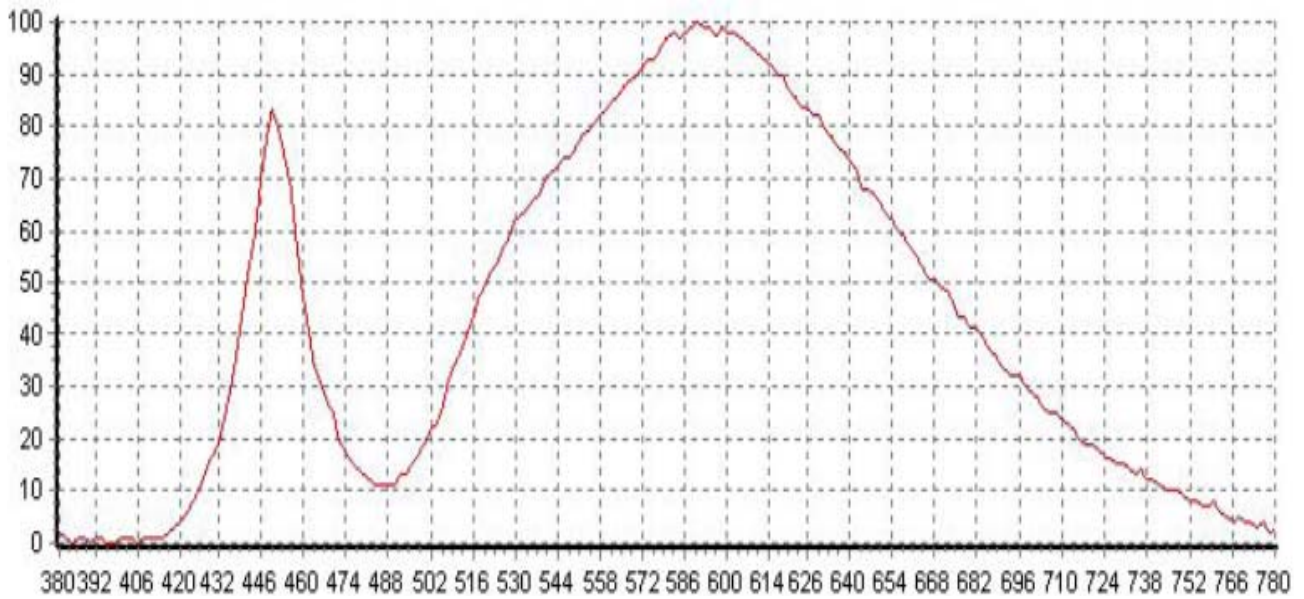
| Parameter | Part No. | Symbol | Maximum | Unit |
|--|---------------------------|----------------|------------------|------|
| Power Dissipation | LCOB25-07W030XXER60 | Pd | 7 | W |
| Peak Forward Current (1/10 Duty Cycle, 0.1ms Pulse Width) | | IF(peak) | 480 | mA |
| Continuous Forward Current | | IF | 320 | mA |
| LED junction temperature | | JT | 120 | °C |
| Reverse Voltage | | VR | 35 | V |
| Thermal Resistance, junction to case | LCOB25-07W030XXER60 | R θ j-c | 2.0 | °C/W |
| Soldering Temperature °C | 5 seconds, 260°C or lower | | | |
| Operating temperature range | | Topr | -30°C to + 85°C | |
| Storage Temperature Range | | Tstg | -40°C to + 100°C | |

● Warm white

| Parameter | Part No. | Symbol | Test Condition | Min. | Typ. | Max. | Unit |
|-----------------------|---------------------|----------------|-----------------------|------|------|------|------|
| Luminous flux | LCOB25-07W030XXER60 | ϕ | I _F =320mA | 500 | / | 650 | lm |
| Viewing Angle | | 2 θ 1/2 | | | 140 | | deg |
| Forward Voltage | | V _F | I _F =320mA | 19.6 | 22 | 23.8 | V |
| Reverse Current | | I _R | V _R =35V | | | 160 | uA |
| Correspondingly | | CCT | | 2870 | 3045 | 3220 | K |
| Color Rendering Index | | CRI | | 60 | / | 65 | |

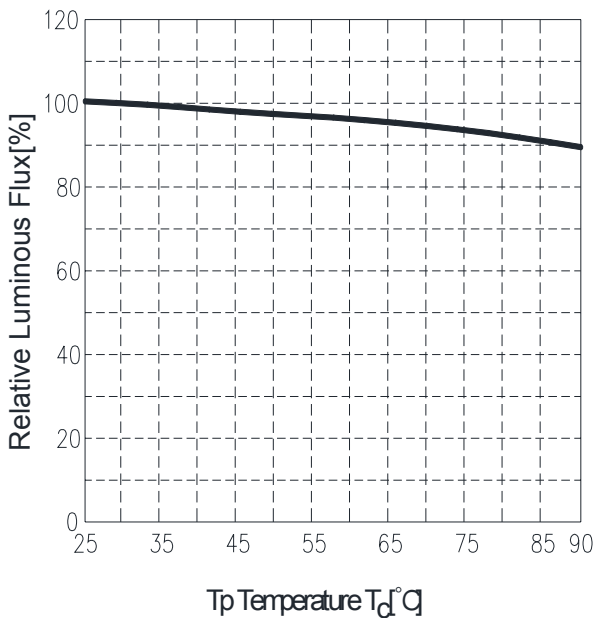
- 1、 The luminous intensity data did not include $\pm 10\%$ testing tolerance.
- 2、 Tolerance of CRI is ± 2 .

Relative Spectral Power Distribution

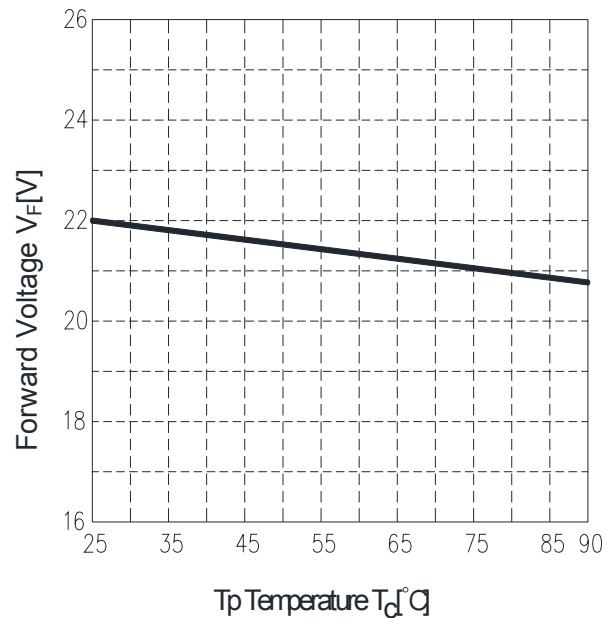


Temperature Characteristics


Relative Luminous Flux(@320mA) vs. T_p Temperature



Forward Voltage(@320mA) vs. T_p Temperature



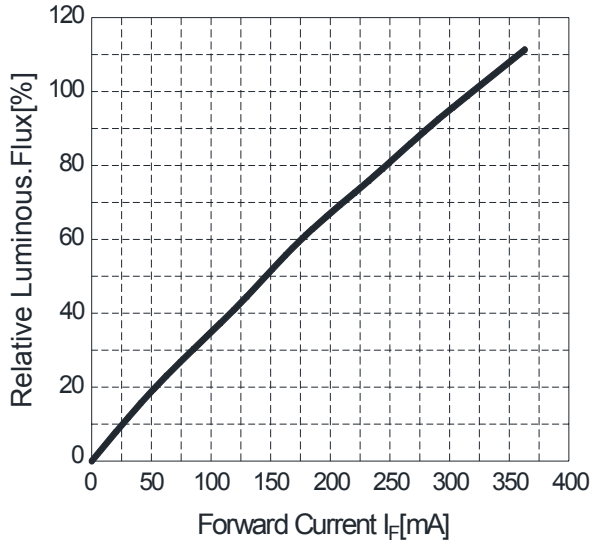
(measuring point for T_p Temperature)



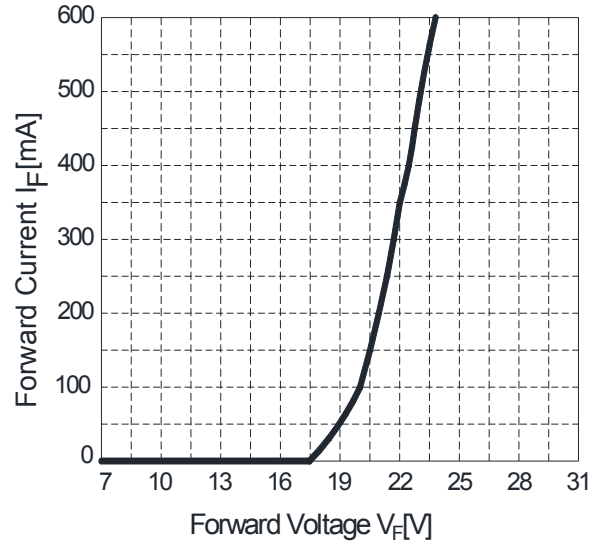
Please ensure the maintenance of heat radiation not to exceed T_p temperature over the rating in operation.

Electrical Characteristics

Relative Luminous.Flux($T_c=25^\circ\text{C}$) vs.Forward Current

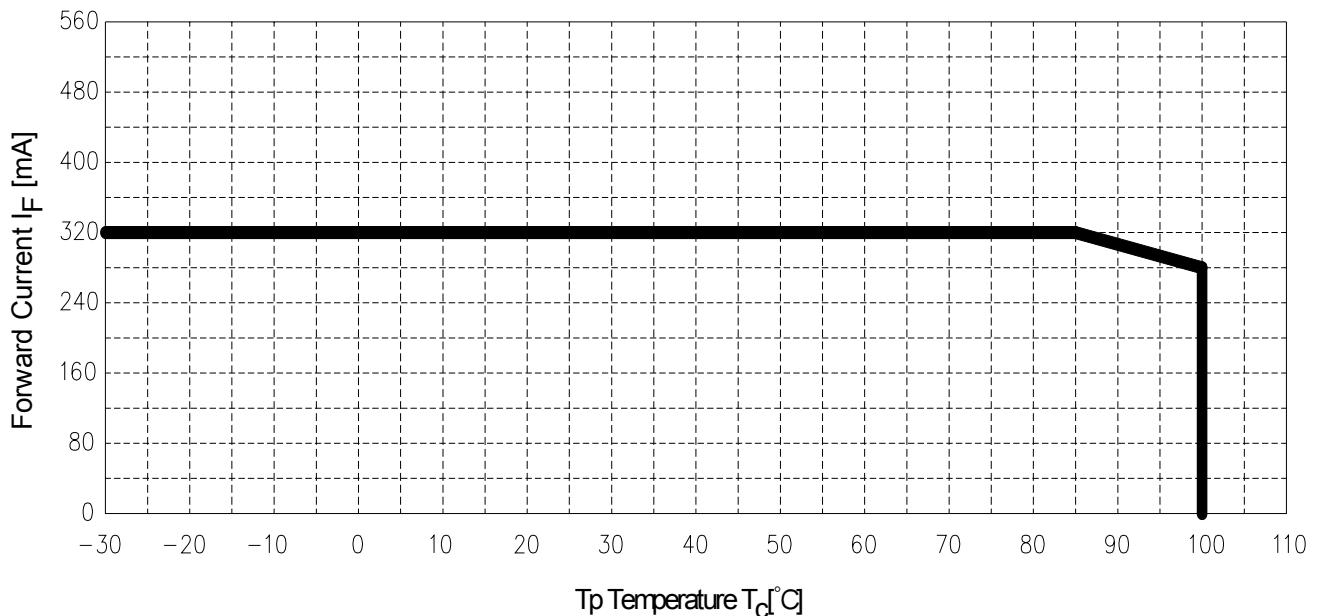


Forward Current($T_c=25^\circ\text{C}$) vs.Forward Voltage



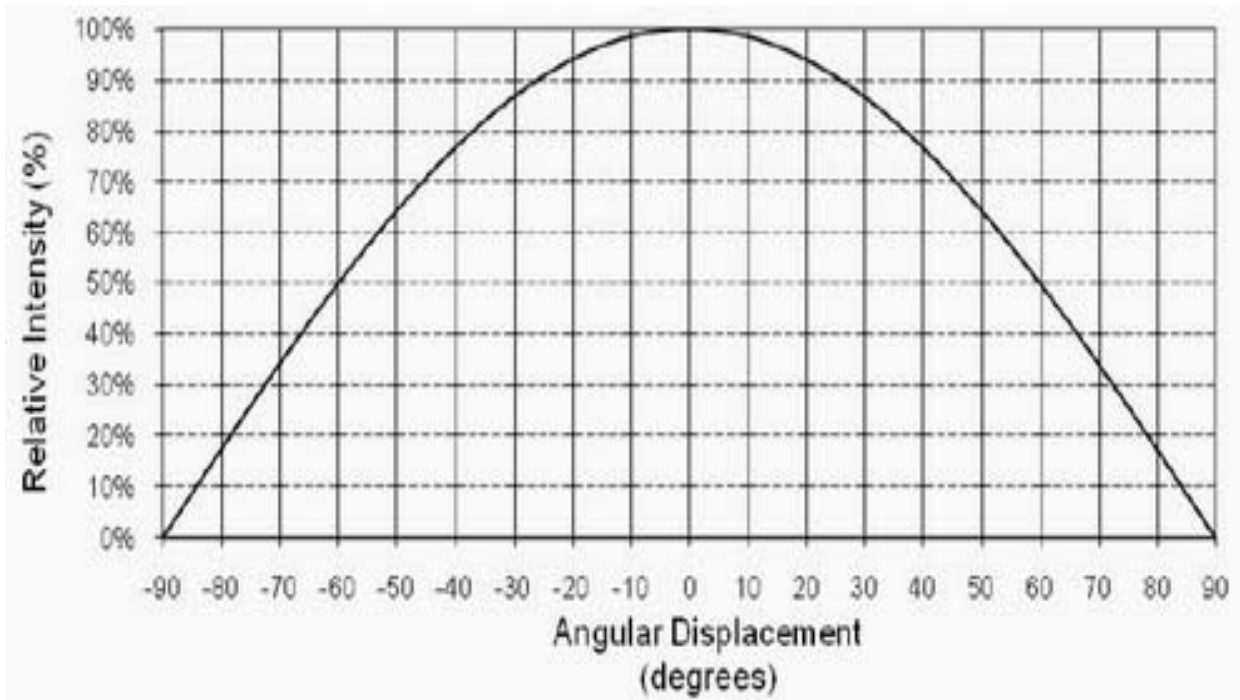
Derating Curves characteristics

Forward Current Derating Curve

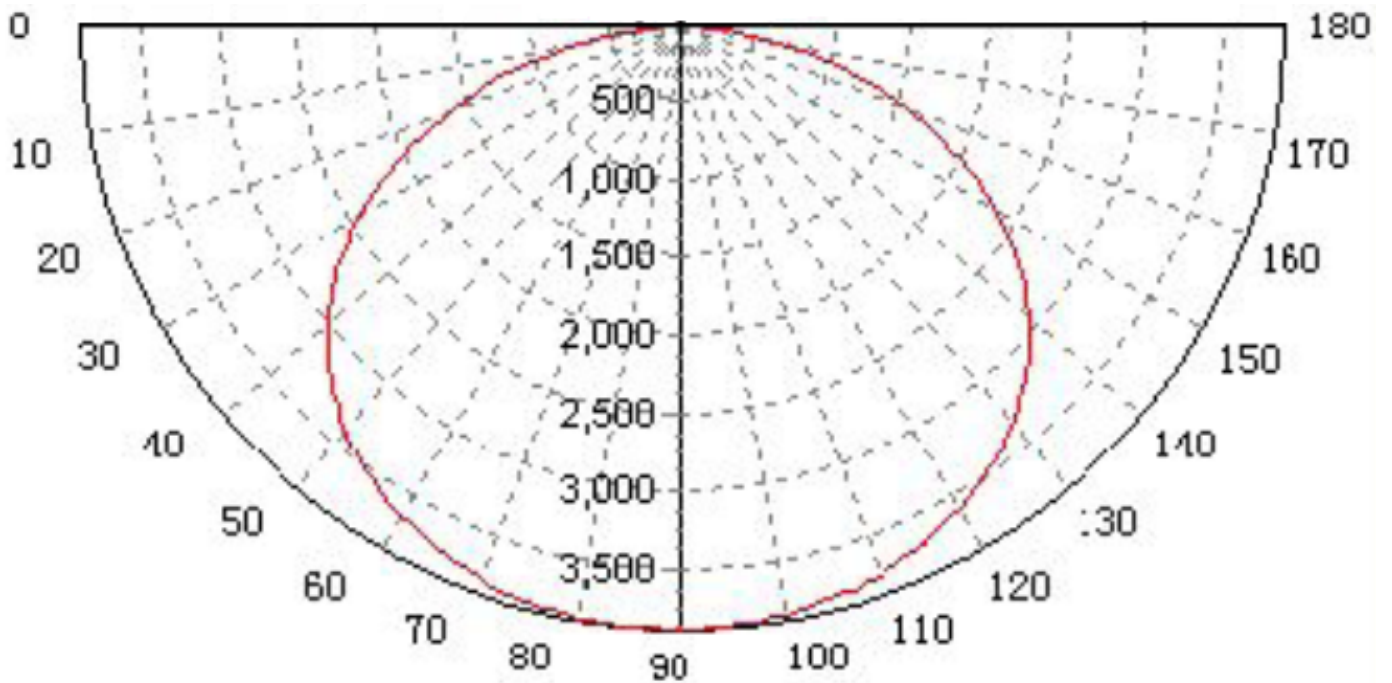


To keep T_p (PAD-temperature) lower than rating enough heat-radiation performance needs to be secured by using an adequate heat sink.

Typical Polar Radiation Pattern



Typical Spatial Radiation Pattern



Typical Polar Radiation Pattern

Order Code

LC OB35-10W0 30 XX E R80 0400

X1 X2 X3 X4 X5 X6 X7 X8

Part Number System:

X1: "LC" Abbr."Lightspot Ceramic COB"

X2: COB LED Outline Size: 4008、4012、6012; OB25、OB35、OB50

X3: Power. 10W0 repents 10Watt

X4: Color temperature: 27、30、35、40、45、50、57、65...

X5: Chip specification

X6: Lumen range, 如: $70\text{lm/w} \leq E < 90\text{lm/w}$; $90\text{lm/w} \leq F < 110\text{lm/w}$;

$110\text{lm/w} \leq G < 130\text{lm/w}$

X7: Color rendering Index(CRI): $55 \leq R55 < 60$; $60 \leq R60 < 65$; $65 \leq R65 < 70$; $70 \leq R70 < 75$

$75 \leq R75 < 80$; $80 \leq R80 < 85$; $85 \leq R85 < 90$; $90 \leq R90 < 95$

H: Standard Forward Current. 0400 repents 400mA

NOTICE:

- All dimensions are in millimeter.
- Tolerance is $\pm 0.1\text{mm}$ unless otherwise noted.
- It is strongly recommended that the temperature of lead be not higher than 60°C .
- This information in this document is subject to change in order to improve reliability, design or function without prior notice and does not represent a commitment on the part of this company.
- Avoids preserving in the high temperature, the high-moisture, as well as in the acidic environment .